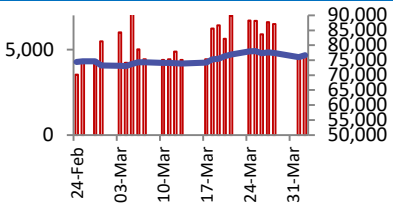
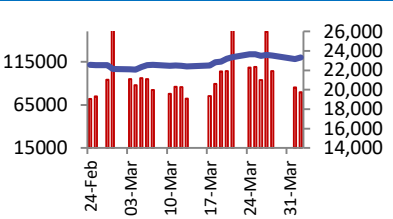


BSE		NSE																													
	<table border="1"> <tr><td>Open</td><td>76146</td></tr> <tr><td>High</td><td>76680</td></tr> <tr><td>Low</td><td>76065</td></tr> <tr><td>Close</td><td>76617</td></tr> <tr><td>Change</td><td>593</td></tr> <tr><td>Volume (Lacs)</td><td>5522</td></tr> <tr><td>Turnover (Rs.inCr)</td><td>4712</td></tr> </table>	Open	76146	High	76680	Low	76065	Close	76617	Change	593	Volume (Lacs)	5522	Turnover (Rs.inCr)	4712		<table border="1"> <tr><td>Open</td><td>23193</td></tr> <tr><td>High</td><td>23350</td></tr> <tr><td>Low</td><td>23158</td></tr> <tr><td>Close</td><td>23332</td></tr> <tr><td>Change</td><td>167</td></tr> <tr><td>Volume(Lacs)</td><td>35502</td></tr> <tr><td>Turnover(Rs.in Cr)</td><td>79816</td></tr> </table>	Open	23193	High	23350	Low	23158	Close	23332	Change	167	Volume(Lacs)	35502	Turnover(Rs.in Cr)	79816
Open	76146																														
High	76680																														
Low	76065																														
Close	76617																														
Change	593																														
Volume (Lacs)	5522																														
Turnover (Rs.inCr)	4712																														
Open	23193																														
High	23350																														
Low	23158																														
Close	23332																														
Change	167																														
Volume(Lacs)	35502																														
Turnover(Rs.in Cr)	79816																														

World Markets	Current	Previous	Pt. Chg	Var(%)
Dow	42225	41990	235	0.6%
Dow Futures	41635	42492	(857)	-2.0%
Nasdaq	17601	17450	151	0.9%
FTSE	8608	8635	(26)	-0.3%
Nikkei	34674	35726	(1052)	-2.9%
Hang Seng	22876	23203	(327)	-1.4%
Gift Nifty	23190	23133	57	0.2%
Straits Singapore	3949	3954	(6)	-0.1%
South Korea	2479	2506	(27)	-1.1%
Taiwan	21298	21298	Closed	Closed
Shanghai	3341	3350	(9)	-0.3%

Commodity Prices	Current	Previous	Pt. Chg	Var(%)
Copper (\$/MT)	9560	9701	(141)	-1.5%
Alumin (\$/MT)	2459	2491	(32)	-1.3%
Zinc (\$/MT)	2747	2781	(34)	-1.2%
Brent Crude (\$/bbl)	73	75	(2)	-2.2%
Gold (\$/Ounce)	3148	3134	14	0.4%
Silver (\$/Ounce)	34	34	(0)	-1.0%
Light Crude (\$/bbl)	70	72	(2)	-2.3%
N G (\$/mmbtu)	4	4	(0)	-1.4%
Sugar (\$/MT)	543	537	6	1.2%
Rubber (Rs./kg)	208	207	1	0.5%
Baltic Dry Index	1583	1587	(4)	-0.3%

Currency Exchange Rate	Current	Previous	Var(%)
Rs./ \$ rate	85.51	85.46	0.06%
Rs./ Euro	92.39	92.09	0.33%
Rs./Chinese Yuan	11.77	11.81	-0.34%
Yen / \$ rate	147.54	149.28	-1.17%
\$ US/Euro	1.09	1.09	0.60%

Dollar Index	Current	Previous	Var(%)
Dollar Index	104.09	104.09	0.00%

Support/ Resistance Levels for Today		
	Nifty	Bank Nifty Fut
Support 1	23140	51240
Support 2	23070	51000
Resistance	23400	51800

Securities in Ban For Trade
NIL

Market Review

US: US stock indexes finished higher after a choppy trading session on Wednesday, falling early and then rebounding as investors made last-minute bets to position themselves ahead of Trump's sweeping tariff announcements.

Asia: Asian markets plunged on Thursday, after US President Donald Trump imposed hefty reciprocal tariffs on over 180 countries and territories - several of which are in the region.

India: Benchmark Indian equity indices settled in positive territory on Wednesday, ahead of the reciprocal announcement by US President Donald Trump. **Market is expected to open on a gap down and likely to witness sideways move during the day.**

Global economy: China's services sector grew more than expected in March, private purchasing managers index data showed on Thursday, as local demand and business activity benefited from Beijing's stimulus measures. Local demand improved following Beijing's measures to boost private spending and support local businesses, which were rolled out since late-2024.

Australia's trade balance sank to a more than four-year low in February, falling well short of expectations, as exports tumbled while imports jumped on stronger demand for consumer goods. Trade balance shrunk to a surplus of A\$2.97 billion in February, much lower than expectations of an A\$5.38 billion surplus.

Commodities: Oil prices dropped \$2 on Thursday after U.S. President Donald Trump announced reciprocal tariffs on trading partners, stoking concerns that a global trade war may dampen demand for crude.

Gold hit a record high on Thursday, as nervous investors rushed towards safe-haven assets after U.S. President Donald Trump announced more aggressive-than-anticipated tariffs against major trading partners, widening the global trade war.

Currency: The U.S. dollar fell on Thursday after President Trump announced new tariffs targeting around 60 countries, escalating trade tensions and impacting global markets. Investors moved towards safe havens like the yen and Swiss franc, while the euro showed resilience.

FII Derivative Transactions (Rs. Cr)

Contracts	Purchase		Sell		Net	Open Interest (OI)		OI (Previous day)		Change	
	Contract	Value	Contract	Value	Value	Contract	Value	Contract	Value	Contract	Value
Index Future	16110	2584	11861	1921	663	176773	29099	171814	28137.20	4959	962
Index Option	8415765	1453724	8572849	1483447	(29723)	3083366	531113	2727076	465959.8	356290	65153
Stock Future	326565	19029	259048	15229	3800	5619445	342389	5630944	339483.5	(11499)	2905
Stock Option	830783	51498	855568	52709	(1211)	801507	47109	710244	41385.14	91263	5724
Total	9589223	1526835	9699326	1553306	(26471)	9681091	949710	9681091	949710	0	74744

FII All Activity-BBG (Rs Cr)	Buy	Sell	Net
24-Mar-25	18530	12325	6206
25-Mar-25	19057	13358	5699
26-Mar-25	14453	11995	2458
27-Mar-25	28676	20555	8121
28-Mar-25	26270	32606	(6336)
Month to date- Mar	325182	323465	1718
FII (Prov.) (Rs Cr)	Buy	Sell	Net
26-Mar-25	14316	12076	2241
27-Mar-25	31784	20673	11111
28-Mar-25	11508	15861	(4353)
1-Apr-25	10480	16382	(5902)
2-Apr-25	12099	13638	(1539)
Month to date-Apr	22579	30020	(7441)
DII (Prov.) (Rs. Cr)	Buy	Sell	Net
26-Mar-25	12416	13113	(696)
27-Mar-25	39853	37335	2518
28-Mar-25	16920	9274	7646
1-Apr-25	12700	8377	4323
2-Apr-25	11762	8953	2809
Month to date-Apr	24462	17330	7131
FII Debt - BBG (Rs. Cr)	Buy	Sell	Net
24-Mar-25	3357	2026	1331
25-Mar-25	3992	4632	(640)
26-Mar-25	4740	6688	(1948)
27-Mar-25	4922	4385	537
28-Mar-25	8775	3223	5552
Month to date- Mar	81237	49343	25478

Market Breadth	BSE		NSE	
	No.	%	No.	%
Advance	2863	70%	2123	72%
Decline	1091	27%	747	25%
Unchanged	131	3%	63	2%

Market Turnover	02-Apr	01-Apr	Var (%)
BSE Cash	4712	4612	2%
NSE Cash	79816	85431	-7%
NSE Futures	93719	128724	-27%
NSE Options	18981608	13506678	41%
Total (Rs.Cr)	19159855	13725445	40%

Volatility Index	02-Apr	01-Apr
Volatility Index	13.72	13.78

Index PE - TTM	02-Apr	Yr. High	Yr. Low
Sensex	21.4	25.7	20.3
Nifty	21.2	24.4	19.6

Corporate News

Bharat Electronics signed a contract of Rs 593cr with Indian Air Force

BEL has signed a contract with Indian Air Force valued at Rs 593.22 cr (excluding taxes) for providing maintenance services for the Akash Missile System, which was supplied by the company. The company also concluded negotiations with customers for acquisition of orders worth Rs 5,000 cr. (MC)

Reliance lays foundation for first of 500 CBG plants in Andhra Pradesh

Reliance Industries has started its Rs 65,000 cr investment in compressed bio-gas (CBG) hubs in Andhra Pradesh. The foundation stone for the first integrated CBG plant, set up by Reliance New Energy, was laid in Kanigiri. Spanning 475 acres, the plant involves an investment of Rs 139 crore and will have a production capacity of 100 tonnes. This facility is part of Reliance's plan to establish 500 CBG plants across the state (BS)

Mazagon Dock Shipbuilders Commences Keel Laying for Navi Merchants

Mazagon Dock has marked a significant milestone with the keel laying ceremony for the first of six Multi-Purpose Vessels (MPVs) for Navi Merchants Denmark. The vessels, each priced at ~ \$14M, are designed to be 116.2 meters long with a dead weight of 7500 tons and a speed of at least 11 knots. This project, under the rules of the Det Norske Veritas classification society, is scheduled for delivery in April 2026 and underscores MDL's capabilities in shipbuilding, potentially enhancing its market position and stakeholder confidence. (ET)

Economy

Impact of US Tariffs on Indian Exports: Mixed Outlook

The 26% tariff imposed by the U.S. on Indian imports is set to hit sectors like textiles, engineering goods, electronics, and gems & jewellery, squeezing exporter margins and increasing economic uncertainty. However, India's agricultural exports may remain resilient, as competitors like China (34%), Vietnam (46%), and Thailand (36%) face even higher tariffs. This relative advantage could help India sustain or expand its farm exports, particularly in seafood and rice. (ET)

International

Boeing awarded \$133.5M contract for P-8A training systems for South Korea

The U.S Department of Defense has awarded a \$133.5M contract to The Boeing Co based in St. Louis, Missouri. The deal is a modification to a previous order and involves expanding the scope of the P-8A training systems project. Under this contract, Boeing is set to procure phase two software development, integration, and device installation for the South Korean government. (Inv)

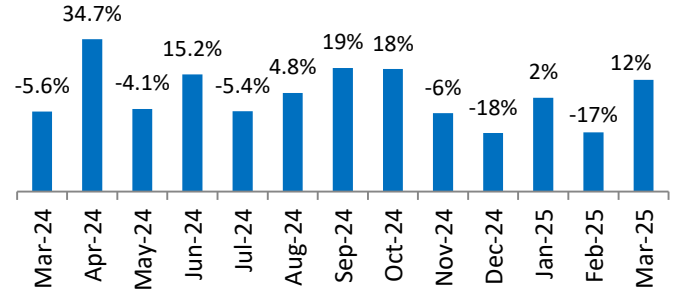
Top 5 Nifty Gainers	02-Apr	01-Apr	Var(%)
TATACONSUM	1063	992	7.1%
TITAN	3098	2987	3.7%
INDUSINDBK	702	683	2.9%
BRITANNIA	5037	4901	2.8%
MARUTI	11716	11481	2.0%
Top 5 Nifty Losers	02-Apr	01-Apr	Var(%)
BEL	282	292	-3.3%
ULTRACEMCO	11251	11379	-1.1%
NESTLEIND	2211	2234	-1.0%
POWERGRID	287	289	-0.9%
LT	3420	3437	-0.5%

BSE Index Watch	Last	1 day	1 wk	1 mth	1 yr
SENSEX	76617	0.8%	-1.8%	4.8%	3.7%
MIDCAP	41668	1.4%	-0.6%	7.7%	2.5%
SMLCAP	47136	1.0%	0.1%	10.2%	3.5%
AUTO	47960	0.8%	-1.6%	4.2%	-2.8%
BANKEK	59150	0.9%	-0.7%	8.1%	9.9%
Capital Goods	61894	0.1%	-0.9%	10.4%	-1.0%
FMCG	19519	1.1%	1.1%	6.1%	0.7%
Health Care	41123	0.7%	-2.1%	7.2%	16.0%
IT	35642	0.9%	-3.8%	-3.4%	-0.7%
METAL	30678	0.4%	-0.8%	8.7%	3.8%
Oil & Gas	25362	0.3%	1.0%	12.9%	-10.5%
Power	6540	0.6%	-1.1%	11.8%	-6.3%
Realty	6632	3.6%	-1.0%	6.0%	-9.1%

NSE USD Futures	02-Apr	01-Apr	Var (%)
Apr Expiry (Rs./\$)	87.00	86.45	0.6%
May Expiry (Rs./\$)	86.83	87.00	-0.2%
Total Turnover (Rs. Crore)	3024	3178	-5%

Sectors	TTM PE
Auto	28.57
Auto Ancillary	40.15
Banking	13.48
Engineering	48.16
Cement	68.38
Diamonds & Jewellery	40.82
Housing Finance	24.56
Infrastructure & Const	28.91
Metals-Aluminium	26.27
Metal – Steel	17.45
Oil Expl.	8.27
Pharma	9.23
Power – Gen. Supp.	38.74
Information Tech.	28.11
Sugar	17.54
Telecom Serv. Prov.	45.09
Tyres	27.38

Hero Moto: Monthly Sales Volume Growth (YoY)
(Source: Company data)



10 year G-Sec Yield	Current	Previous	Change
US	4.06%	4.13%	(7) bps
Japan	1.40%	1.47%	(7) bps
India	6.48%	6.58%	(10) bps
UK	4.64%	4.63%	1 bps
Libor 3 Mths	4.85%	4.85%	(0) bps

Indian Eco Data	Current	Previous	Var(%)
Forex Reserve (US\$ in bn)	659	659	0.0%
Inflation - WPI	2.38%	2.31%	7 bps
Inflation - CPI	3.61%	4.26%	(65) bps

India GDP	Q3FY25	Q2FY25	Var(%)
Growth	6.15%	5.58%	57 bps

Monetary Policy	Current	Previous	Change
Repo Rate	6.25%	6.50%	(25) bps
Reverse Repo Rate	3.35%	3.35%	0 bps
CRR	4.00%	4.00%	0 bps
O/S Banking System Liquidity (Rs bn)	1444	1265	179.5

IIP Growth %	Jan-25	Jan-24	Apr-Feb
IIP	5.0	4.2	4.2
Capital Goods	7.8	3.2	5.4
Mining	5.5	3.6	4.1
Manufacturing	2.4	5.6	5.2
Electricity	4.4	6.0	3.3

ADR Price Movement

Company	Price (US\$)	Volume	Previous Day Price	Volume	Variance (%)	No. of Share Per ADR	ADR Price (Rs.)	BSE Price	Variance (%)
Infosys Tech	18.39	9782282	18.20	13574969	1.04%	1	1572.60	1550.15	1.4%
Wipro	3.09	3954218	3.06	3989829	0.98%	1	264.24	263.60	0.2%
Dr.Reddy's	13.23	1364807	13.16	1856764	0.53%	1	1131.35	1150.00	-1.6%
ICICI Bank	31.44	2430404	31.13	3842100	1.00%	2	1344.28	1331.25	1.0%
HDFC Bank	66.11	2249142	65.25	3212585	1.32%	3	1884.44	1796.90	4.9%

GDR's (US\$)

	Prices	Prev. Close	Change	Var %
L&T	40.20	40.15	0.1	0.1%
RIL	58.70	58.60	0.1	0.2%
SBI	90.50	89.70	0.8	0.9%

US Economy Data	Current	Previous
Inflation (%) (YoY)	2.80%	3.00%
Unemployment (%)	4.00%	4.10%

Interest Rate (%)	Current	Previous
Fed Rate	4.50%	4.50%

US GDP	Q4CY24	Q3CY24
Growth (QoQ Annualized)	2.40%	3.10%

China Economy Data	Current	Previous
GDP	5.40%	4.60%
Inflation – CPI (%)	-0.70%	0.50%

Economic Calendar

	Date
Indian GDP Data	30 May
Indian Inflation Data CPI	14 Apr
Indian Inflation Data WPI	15 Apr
Indian Monetary Policy	09 Apr
India's Industrial Production (IIP)	28 Apr
US Inflation Data	10 Apr
US GDP	30 Apr
US Unemployment Data	04 Apr
US Fed Rate	07 May
China GDP	16 Apr
China Inflation Data	10 Apr

Event Update

Name	Date	Purpose
United Spirits Ltd.	03/04/25	Interim Dividend
PH Capital Ltd.	04/04/25	Rs.0.25 per share(2.5%)Interim Dividend
Solara Active Pharma Sciences Ltd. - (Partly Paid-up Equity Shares (Rights Issue))	04/04/25	First Call of Rs.131.25 (Rs.3.50 FV+Rs.127.75 Share Premium)
Unifinz Capital India Ltd.	04/04/25	Interim Dividend
Varun Beverages Ltd.	04/04/25	Rs.0.50 per share(25%)Final Dividend

Bulk Deal As On 02/04/25

BSE					
Security Code	Security Name	Client Name	Deal	Quantity	Price
524516	BACPHAR	HEMENDRA RATILAL MEHTA	S	40005	42.43
524516	BACPHAR	PASHUPATI CAPITAL SERVICE PVT LTD	B	30355	42.28
543831	BRIGHT	AEGIS INVESTMENT FUND	B	270000	499.94
543831	BRIGHT	ASHISH PANNALAL NANDA	S	270000	499.86
544387	DESCO	DEVI TRADERS LLP	S	59000	171.81
543516	DHYAANITR	SKA ASSET SOLUTIONS LLP	S	201600	10.61
542906	EASUN	PRANJALI MANGAL BHANDARI	B	28000	47.01
512441	ENBETRD	JNSP TRADING LLP	S	609577	7.99
512441	ENBETRD	PUJABAHEN BAROT	S	367491	7.99
512441	ENBETRD	PUJABAHEN BAROT	B	367491	7.69
521137	EUREKAI	KALIPADA KANAILAL PARIA	S	70000	10.51
521137	EUREKAI	MONIKA SEKHRI	B	94310	10.58
542850	GOBLIN	AMIT MAHENDRABHAI SHAH	S	80000	20.5
542850	GOBLIN	NIRDEEP EXPORTS AND IMPORTS PRIVATE LIMITED	B	80000	20.5
524614	INDXTRA	MALANI WEALTH ADVISORS PRIVATE LIMITED	B	1200000	4.7
530921	INTETHR	SIMLEE SAJID	S	53800	12.83
511092	JMDVL	MANISH KUMAR HUF	B	272939	6.99
511092	JMDVL	SMP SECURITIES LTD	S	244389	6.99
538834	JMJFIN	PRATIBHA D SHAH	S	75000	23.57
544366	LKMEHTA	DHARAM PAL AGGARWAL	S	25600	55.6
544366	LKMEHTA	NAV CAPITAL VCC - NAV CAPITAL EMERGING STAR FUND	B	25600	55.61
544373	NAPSGLOBAL	JIGNA ASHUTOSH BHATT	B	105600	48
544373	NAPSGLOBAL	RADHESHYAM MAKHARIA	S	104000	48
543207	NATURAL	HEMA JAYPRAKASH BHAVSAR	S	139094	14.8
543207	NATURAL	JYOTI SINGH	S	43800	14.78
543207	NATURAL	JYOTI SINGH	B	213426	14.7
511535	NDASEC	BHARAT BHUSHAN CHAWLA	B	38200	29
511535	NDASEC	MONIKA UDAY SHAH	S	38000	29
511535	NDASEC	SHARK SUPPLIERS PRIVATE LIMITED .	B	44998	29
511535	NDASEC	SUBHADRA RAMESHCHANDRA SHAH	S	45000	29
544259	PFL	CAPITALSQUARE FINANCIAL SERVICES PRIVATE LIMITED	B	102000	26.01
526490	PRATIK	ARJUN ACHYUT HANGE	S	349900	6.35
526490	PRATIK	GHANSHYAM DHANANJAY GAVALI	S	1067325	6.35
526490	PRATIK	MEHUL VINODRAI JOSHI	S	380000	6.35
526490	PRATIK	MINTEXRX INC	B	2450000	6.35
526490	PRATIK	RAJIV HARIT	S	850000	6.35
544378	PSPL	NNM SECURITIES PVT LTD	B	18000	62.61
536659	PVVINFRA	SUNKESULA INFRA LLP	S	299073	4.46
543256	RFL	BHOOMI JITESH SHAH	B	64398	21.16
511577	SAVFI	EVERMORE SHARE BROKING PRIVATE LIMITED	S	40852	14.15
511577	SAVFI	EVERMORE SHARE BROKING PRIVATE LIMITED	B	40852	14.1
511577	SAVFI	GLADIS MENEZES	B	25245	14.15
511577	SAVFI	MULTIPLIER SHARE & STOCK ADVISORS PRIVATE LIMITED	S	42112	14.1
538212	SHARPINV	AKSHITJAIN	B	1696214	1.03
538212	SHARPINV	MUKESHSETHIA	S	96000	1.04
538212	SHARPINV	MUKESHSETHIA	B	1351000	1.04
513699	SOLIDSTON	NEW BERRY ADVISORS LTD	S	67221	32
513699	SOLIDSTON	STATIN ENTERPRISE LLP	B	67221	32

540914	SRUSTEELS	SRESTHA FINVEST LIMITED	S	371299	5.31
540914	SRUSTEELS	SRESTHA FINVEST LIMITED	B	1062271	5.37
540914	SRUSTEELS	WESSEL CONSULTANCY PRIVATE LIMITED	S	597000	5.3
511700	STANCAP	HILUM COMMODITIES PRIVATE LIMITED	S	9400000	0.55
511700	STANCAP	VIJAY DUTT CHANDOLA	B	9030000	0.55
539117	SUJALA	PRRSAAR COMMODITIES PRIVATE LIMITED	B	34990	72.3
539117	SUJALA	UMESH BAJRANG JADHAV	S	85000	70.04
511447	SYLPH	OSWAL INDUSTRIES LIMITED	S	2021240	1.02
542803	VEL	ASHOKBHAI MADHUBHAI KORAT	S	200000	12
542803	VEL	DOLLY VISHAL SHAH	B	55000	12
542803	VEL	PIYUSH SECURITIES PVT LTD	B	50000	12
542803	VEL	VARSHA VAIBHAV PATIL	B	100000	12
506122	VOLKAI	SHAH DINESHKUMAR FULLCHAND HUF	S	17000	299.13
506122	VOLKAI	SHAH HARDIKKUMAR DINESHCHANDRA (HUF)	S	16000	299.15

NSE

Security Code	Security Name	Client Name	Deal	Quantity	Price
ATCENERGY	ATC Energies System Ltd	CRAFT EMERGING MARKET FUND PCC- CITADEL CAPITAL FUND	BUY	249600	107
BALAXI	BALAXI PHARMA Ltd	SHRISTI INVESTMENTS PRIVATE LIMITED	BUY	451953	67
BALAXI	BALAXI PHARMA Ltd	UNICO GLOBAL OPPORTUNITIES FUND LIMITED	SELL	450000	67
ETML	Emerald Tyre Manuf Ltd	BONANZA PORTFOLIO LTD	BUY	105600	105.5
ETML	Emerald Tyre Manuf Ltd	MANSI SHARE AND STOCK ADVISORS PVT LTD	SELL	105600	105.5
KESORAMIND	KESORAM INDUSTRIES L	DEVI TRADERS LLP	BUY	3000000	3.78
KESORAMIND	KESORAM INDUSTRIES L	MUNDHRA HOMES PRIVATE LIMITED	SELL	5645661	3.86
NACLIND	NACL Industries Ltd	TRIVENI TRUST	SELL	1000000	123.14
RADIANTCMS	Radiant Cash Mgmt Ser Ltd	ZAKI ABBAS NASSER	BUY	660000	65.79
RAPIDFLEET	Rapid Fleet Mgt Service L	MERU INVESTMENT FUND PCC- CELL 1	SELL	136200	200.6
ROYALARC	Royal Arc Electrodes Ltd	SHARE INDIA SECURITIES LIMITED	BUY	56400	141.28
SHRIAHIMSA	Shri Ahimsa Naturals Ltd	GENESIS GRAND GENERAL TRADING L.L.C	BUY	216000	140
SHRIAHIMSA	Shri Ahimsa Naturals Ltd	PG FOILS LIMITED	BUY	576000	140
SHRIAHIMSA	Shri Ahimsa Naturals Ltd	VARADA TRADING PRIVATE LIMITED	BUY	360000	140
SHRIAHIMSA	Shri Ahimsa Naturals Ltd	VBCUBE VENTURES FUND	SELL	132000	140

Disclosure:

Research Reports that are published by Nirmal Bang Securities Private Limited (hereinafter referred to as "NBSPL") are for private circulation only. NBSPL is a registered Research Analyst under SEBI (Research Analyst) Regulations, 2014 having Registration no. INH000001766. NBSPL is also a registered Stock Broker with National Stock Exchange of India Limited, BSE Limited, Metropolitan Stock Exchange of India Limited, Multi Commodity Exchange of India Limited and , National Commodity and Derivative Exchange Limited in Capital Market , Equity and Commodities derivatives segments and Currency Derivatives Segment .

NBSPL has other business divisions with independent research teams separated by Chinese walls, and therefore may, at times, have different or contrary views on stocks and markets.

NBSPL or its associates have not been debarred / suspended by SEBI or any other regulatory authority for accessing / dealing in securities Market since last 20 years. NBSPL, its associates or analyst or his relatives do not hold any financial interest (Except Investment) in the subject company. NBSPL or its associates or Analyst do not have any conflict or material conflict of interest at the time of publication of the research report with the subject company. NBSPL or its associates or Analyst or his relatives may or may not hold beneficial ownership of 1% or more in the subject company at the end of the month immediately preceding the date of publication of this research report.

NBSPL or its associates / analyst has not received any compensation / managed or co-managed public offering of securities of the company covered by Analyst during the past twelve months. NBSPL or its associates have not received any compensation or other benefits from the company covered by Analyst or third party in connection with the research report. Analyst has not served as an officer, director or employee of Subject Company. NBSPL / analyst has not been engaged in market making activity of the subject company.

Analyst Certification: The research analysts and authors of these reports, hereby certify that the views expressed in this research report accurately reflects my/our personal views about the subject securities, issuers, products, sectors or industries. It is also certified that no part of the compensation of the analyst(s) was, is, or will be directly or indirectly related to the inclusion of specific recommendations or views in this research. The analyst(s) principally responsible for the preparation of this research report and has taken reasonable care to achieve and maintain independence and objectivity in making any recommendations.

Disclaimer:

The Research Report is for the personal information of the authorized recipient and does not construe to be any investment, legal or taxation advice. NBSPL is not soliciting any action based upon it. Nothing in the research report shall be construed as a solicitation to buy or sell any security or product, or to engage in or refrain from engaging in any such transaction. In preparing the research report, we did not take into account the investment objectives, financial situation and particular needs of the reader.

The research report has been prepared for the general use of the clients of NBSPL and must not be copied, either in whole or in part, or distributed or redistributed to any other person in any form. If you are not the intended recipient you must not use or disclose the information in the research report in any way. Though disseminated to all the customers simultaneously, not all customers may receive the research report at the same time. NBSPL will not treat recipients as customers by virtue of their receiving the research report. The research report is not directed or intended for distribution to or use by any person or entity resident in a state, country or any jurisdiction, where such distribution, publication, availability or use would be contrary to law, regulation or which would subject NBSPL & its group companies to registration or licensing requirements within such jurisdictions.

The report is based on the information obtained from sources believed to be reliable, but we do not make any representation or warranty that it is accurate, complete or up-to-date and it should not be relied upon as such. We accept no obligation to correct or update the information or opinions in it. NBSPL or any of its affiliates or employees shall not be in any way responsible for any loss or damage that may arise to any person from any inadvertent error in the information contained in the research report. NBSPL or any of its affiliates or employees do not provide, at any time, any express or implied warranty of any kind, regarding any matter pertaining to this report, including without limitation the implied warranties of merchantability, fitness for a particular purpose, and non-infringement. The recipients of the research report should rely on their own investigations.

This information is subject to change without any prior notice. NBSPL reserves its absolute discretion and right to make or refrain from making modifications and alterations to this statement from time to time. Nevertheless, NBSPL is committed to providing independent and transparent recommendations to its clients, and would be happy to provide information in response to specific client queries.

Before making an investment decision on the basis of research report, the reader needs to consider, with or without the assistance of an adviser, whether the advice is appropriate in light of their particular investment needs, objectives and financial circumstances. There are risks involved in securities trading. The price of securities can and does fluctuate, and an individual security may even become valueless. International investors are reminded of the additional risks inherent in international investments, such as currency fluctuations and international stock market or economic conditions, which may adversely affect the value of the investment. Opinions expressed are subject to change without any notice. Neither the company nor the director or the employees of NBSPL accept any liability whatsoever for any direct, indirect, consequential or other loss arising from any use of the research report and/or further communication in relation to the research report. Here it may be noted that neither NBSPL, nor its directors, employees, agents or representatives shall be liable for any damages whether direct or indirect, incidental, special or consequential including lost revenue or lost profit that may arise from or in connection with the use of the information contained in the research report.

Copyright of this document vests exclusively with NBSPL.

Our reports are also available on our website

Registration granted by SEBI and certification from NISM in no way guarantee performance of NBSPL or provide any assurance of returns to investors.

Nirmal Bang Research (Division of Nirmal Bang Securities Pvt. Ltd.)

B-2, 301/302, Marathon Innova,
Opp. Peninsula Corporate Park
Off. Ganpatrao Kadam Marg
Lower Parel(W), Mumbai-400013
Board No. : 91 22 6723 8000/8001
Fax. : 022 6723 8010